az sint-jan
brugge - oostende av

Adjuvante chemotherapie bij het Coloncarcinoom

Alain Bols

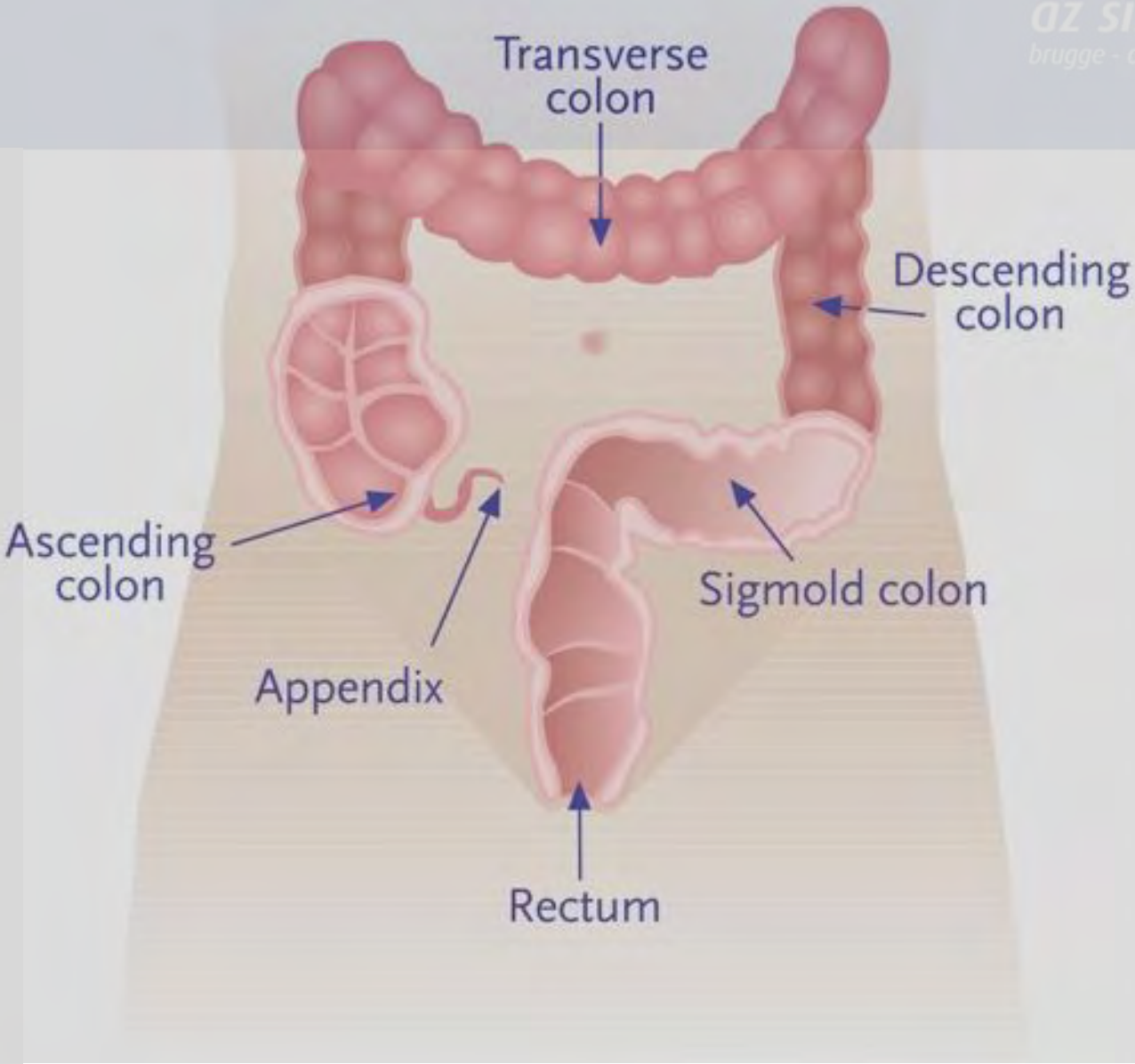
Transverse colon
Descending colon
Ascending colon
Sigmold colon
Appendix
Rectum

Incidentie Coloncarcinoom in Vlaanderen 2012

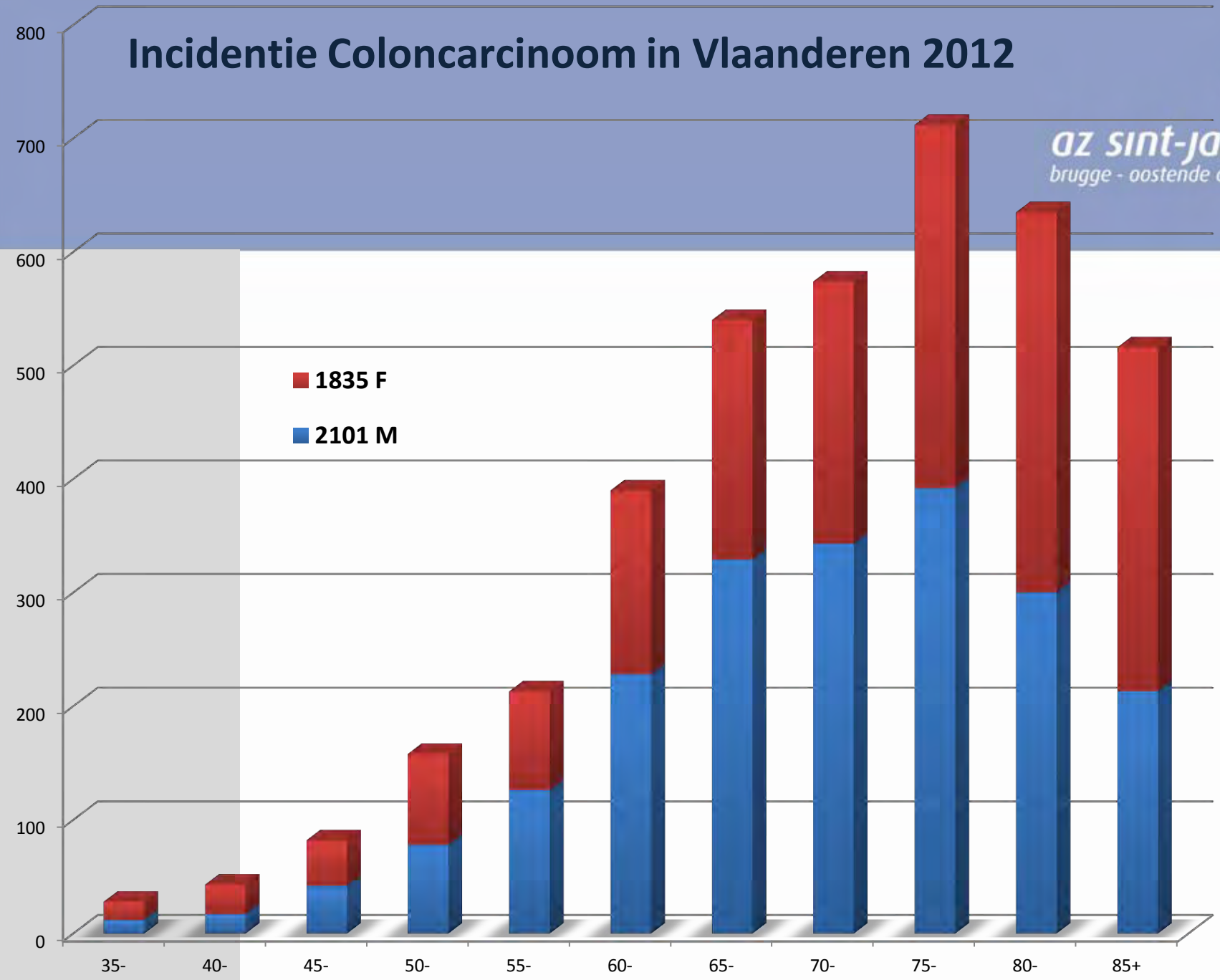

az sint-jan
brugge - oostende av

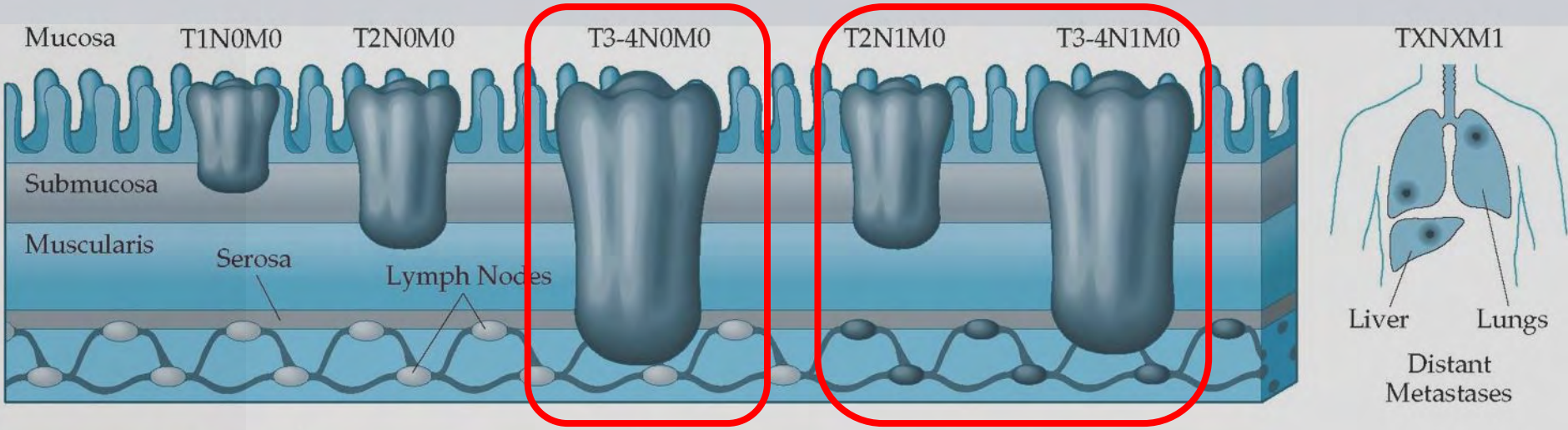

TNM Stage	*Description*
T1N0M0	Infiltration no deeper than submucosa
T2N0M0	Infiltration of muscularis; no penetration through colonic wall; no lymph node involvement
T3-4N0M0	Extension through colonic wall; no lymph node involvement
T2N1M0	Infiltration of muscularis; no penetration through colonic wall; lymph node involvement
T3-4N1M0	Extension through colonic wall; lymph node involvement

25% 25%

ColonCarcinoom

az sint-jan
brugge - oostende av

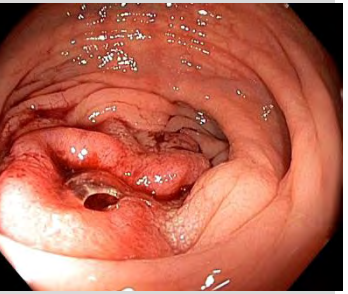

60 jaar
Heelkundige resectie
T3 N1 (1-3 N+)

Na 5 jaar:

- 61% in leven
- 39% overleden
  - 36% coloncarcinoom
  - 3% andere

ColonCarcinoom

az sint-jan
brugge - oostende av

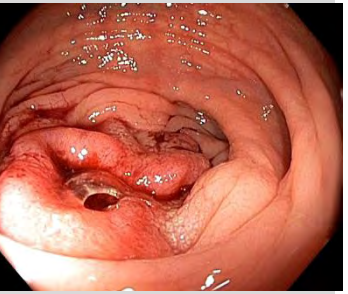

60 jaar
Heelkundige resectie
T3 N1 (1-3 N+)
6 m mFOLFOX-6 chemotherapie

Na 5 jaar:

- 61% -> 77% in leven
- 39% -> 23% overleden
  - 36% -> 20% coloncarcinoom
  - 3% andere

ColonCarcinoom

az sint-jan
brugge - oostende av

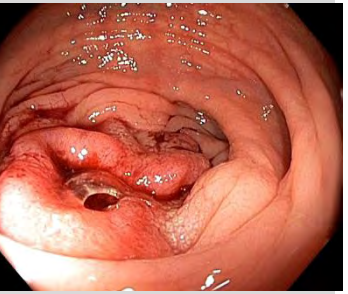

60 jaar
Heelkundige resectie
T3 N2 (4-6 N+)
6 m mFOLFOX-6 chemotherapie

Na 5 jaar:

- 40% -> 62% in leven
- 60% -> 38% overleden
  - 58% -> 36% coloncarcinoom
  - 2% andere

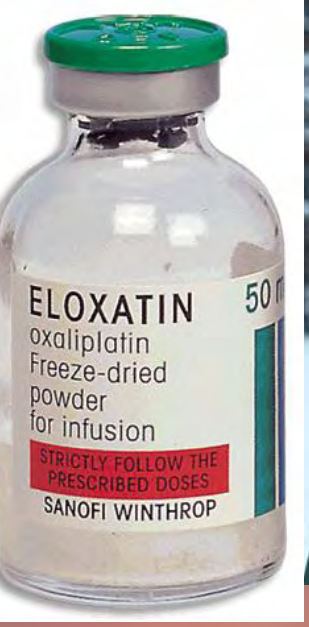

az sint-jan
brugge - oostende av

Oxaliplatinum

az sint-jan
brugge - oostende av

Coloncarcinoom

az sint-jan
brugge - oostende av

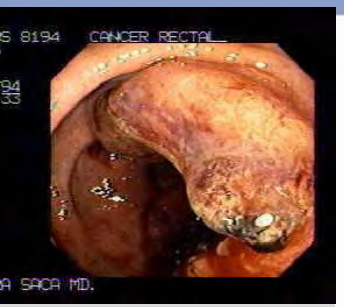

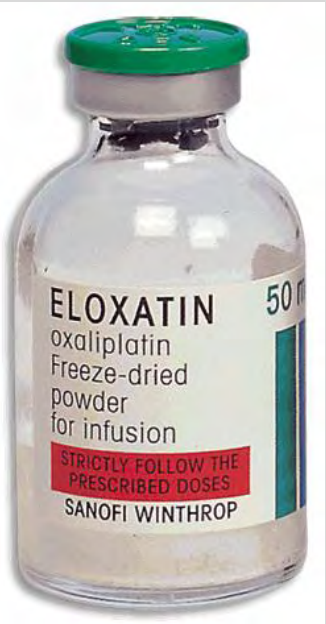

N+

Jaarlijks 1000 pts

- **500 HK**
- **200 HK+CT**
- **300 overlijden**

50 + 20 pts ernstige neurotoxiciteit

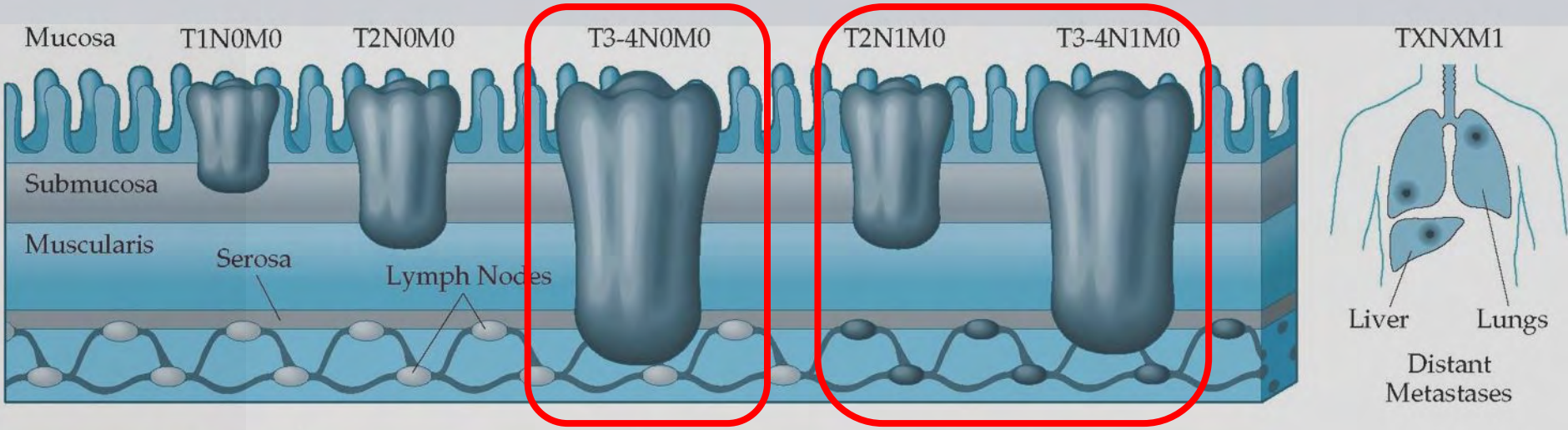

TNM Stage	*Description*
T1N0M0	Infiltration no deeper than submucosa
T2N0M0	Infiltration of muscularis; no penetration through colonic wall; no lymph node involvement
T3-4N0M0	Extension through colonic wall; no lymph node involvement
T2N1M0	Infiltration of muscularis; no penetration through colonic wall; lymph node involvement
T3-4N1M0	Extension through colonic wall; lymph node involvement

25% 25%

ColonCarcinoom

az sint-jan
brugge - oostende av

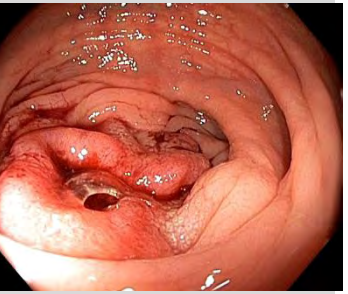

60 jaar
Heelkundige resectie
T3 N0
6 m De Gramont / Xeloda therapie

Na 5 jaar:

- 85% -> 86 à 87% in leven
- 15% -> 13 à 14% overleden
  - 12% -> 10 à 11% coloncarcinoom
  - 3% andere

Coloncarcinoom

az sint-jan
brugge - oostende av

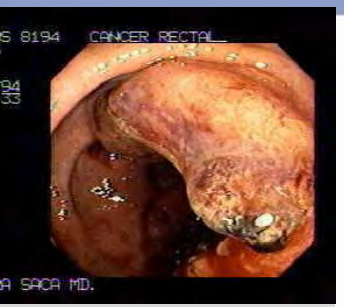

N-

Jaarlijks 1000 pts

- **850 HK**
- **15 HK+CT**
- **135 overlijden**

Coloncarcinoom

az sint-jan
brugge - oostende av

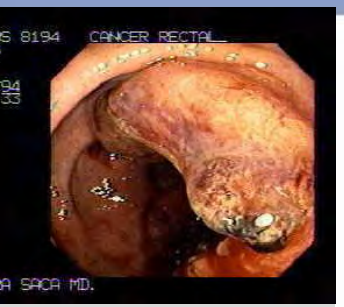

Een groot deel van de patiënten zijn genezen door de chirurg en dus perfect gezond

Een deel van de patiënten hervalt spijts adjuvante chemotherapie

Een minderheid heeft een voordeel van adjuvante chemo (N+ >>> N-)

Proceed with Care